

This Week's Lesson (1Corinthians 12:1-11)

Gifts From God

We are so blessed, each one of us, to have special gifts we can share with others. The Bible teaches us that some have the gift of wisdom, some have the gift of knowledge, others the gift of healing, music and art, sport skills and much more.

In the Bible the apostle Paul says, " Now there are various kinds of gifts, but the same Spirit." We are each given different gifts, but all our gifts come from God.


Think of it this way...Since it's football season, let's take a look at how a team works. You have the players on the field, and each has a different talent to help them do their job. I could name them all, but it's too numerous to list. Just like the people you don't see on the field. You have various coaches that help teach the players, you have numerous medical people to keep them healthy, and others that get them water, make sure the equipment is ready, and others to keep the whole team working. They all work together to achieve their purpose.

We could think of us like a team. When we work together in God's Spirit we have the opportunity to share God's love with others.

While making your Craft this week, discuss your gifts and how to use them to help other and work together to show God's love.

Prayer

*Dear God,
Thank you for all the wonderful gifts you have given us.
Help us to use them to spread your love in the world.
Amen*



This Week's Lesson (1 Corinthians 12:1-11) Craft

Materials:

any jar you'd like to use
pieces of paper
lace or other material
twine or thin ribbon
scissors
markers or pens
tacky glue or hot glue gun

Templates available
on other sheet for
pieces of paper and
for top of jar as in
pictures.

Directions:

Collect materials.

Take pieces of paper for each family member and have each one write their gifts from God (talents) on the papers.

Share what was written with family.

Roll up the papers and place aside.

Remove lid from jar(s).

Use the Our Families God Given Gifts template, or My God Given Gifts template, or make your own.

If using the template, cut to size of jar lid and glue to the top of the lid.


Wrap and glue your ribbon or twine around the lid giving enough length to make a bow and place aside to dry.

Take your jar now to wrap and glue the lace or whatever materials you've chosen around the jar. Let dry.

Put your "talents" rolled up papers in your jar. Close the lid and put it in a special place to remind you of the gifts God has given you.

You can open your jar and re-read your talents when you're feeling insecure or add more to your jar as you realize more of the gifts God has given you.






**Templates for this
week's lesson
(1 Corinthians 12:1-11)**



This Week's Coloring Sheet for (1 Corinthians 12:1-11)

Draw a picture of your gifts (talents) from God.



A large, empty rectangular box with a black border, intended for drawing a picture of gifts or talents.