

This Week's Lesson

God Wants Us To Be Happy

Luke 6:17-26

We all want to be happy. Most of us think that being happy means having a lot of money, having plenty to eat, having someone to care for us or being liked by everyone. But that isn't what Jesus said.

One day Jesus went up on a mountainside and sat down with his disciples and began to teach them a lesson we call the Beatitudes.

Each one of the Beatitudes start with the words, "Blessed are they..." Some Bibles use the word happy instead of blessed. So this is Jesus way of letting us know that God wants us to be happy.

He said things like...

Be happy when you are poor in spirit, because then you will find that your riches are in the kingdom of heaven.

Be happy when you feel you have lost what is most dear to you, because it is then you will feel the love of the One who is the most dear to you.

Be happy with what you have, because then you will find that your Heavenly Father provides everything you need.

Be happy when you are hungry for the things of God, because then you will find that only He can satisfy.

Be happy when you care for others, because it is in caring for others that you will find that you have a heavenly Father who cares for you.

Be happy when your heart is right with God, because it is then that you will see that God is at work in the world.

Be happy when you help others get along with each other, because then you will know the peace that comes from being a part of God's family.

Be happy if you are following me, and others treat you badly for it, because your reward will be great in heaven.



You see, happiness is not about things or things we want.

It's an attitude we have because of what we have in our hearts. We can all be happy because of what God has done for us.

Prayer

Dear Father,

Help us to have the happiness you want for us. Happiness that doesn't come from what happens to us, but from what happens inside of us. In Jesus name we pray. Amen



Bee Templates for Craft




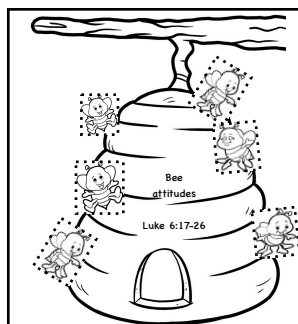
Bee attitudes Craft for Lesson based on Luke 6:17-26


Materials:

- Templates of Hive and Bees with Signs, or use the templates for ideas to draw your own.
- Cardstock
- Markers, crayons or paint.
- Scissors
- Thin string (optional)
- Hole punch (optional)
- Glue (optional)

Directions:

- Copy templates on cardstock.
- Color bees and hive.
- Cut out bees.
- Cut out hive (optional).
- Glue bees around and on hive (optional)...or, if you'd like to hang the bees from the hive...
- Punch holes on hive.
- Punch holes wherever you want on bees depending on how you want them to hang-one at top and one at bottom.
- Tie string to holes on hive making sure your string is long enough to attach bees.
- Tie that string to first bees tops, add a string to the bottom of that bee and to the top of the next bee.
- Continue till all the bees are hung.
- For hanging, punch a hole in the middle at the branch top of the hive and tie string long enough to hang.





**Bee
attitudes**

Luke 6:17-26