

This Week's Lesson

The Season of Lent

We are now in the season of Lent. Lent is the 40 days before Palm Sunday which leads right into Holy Week and Easter Sunday. The word "Lent" comes from another word "Lente" which means springtime. That makes sense, since Lent and Easter happen during spring.

As I was thinking about Lent and spring, I realized that many of the things I do in the spring are similar to things we should all do during Lent as we prepare for Easter.

In the spring, I like to open my windows and doors to let the fresh air fill my home.

For Lent, a great thing to do is open our Bibles and read them more. When we read our Bibles, God speaks a fresh word to us and fills our hearts with His presence.

In the spring, I also like to clear things out. Especially the clutter in my closets, cabinets and anything else I don't really need. All the stuff that just gets in the way.


For Lent, it's good to clear out things we don't really need, things that get in the way of following Jesus. Things like watching too much T.V. or playing video games a lot. Why not put them away for awhile and take some time to pray.

In the spring, I like to clean up the dirt that's been hiding all winter. Dirt under the rugs, behind the sofa and other places no one can see, but I know it's there.

For Lent, it's good to ask yourself, " Have I made any mistakes or messes I need to clean up? Do I need to apologize to someone for something I said or did? Do I need to ask God to forgive me?"

In spring, I love to plant seeds in my garden pots and water them as I wait for them to grow into something beautiful.

For Lent, it's good for us to plant a different kind of seeds. We can plant seeds of love in the hearts of others when we are kind, or helpful, or when we tell someone about Jesus. During Lent, let's all think of something we can do for someone else. Something that's beautiful, and let's do it in the name of Jesus, the one who did something really beautiful for everyone of us.



Prayer

Dear Jesus,

We love you. Help us to open our Bibles and read your words, to clear out distractions and pray to you, to clean up our messes and ask for forgiveness, and plant seeds of love so others may know your goodness. Amen

This Week's Craft Instructions

Colors of Faith

The Season of Lent

Materials:

Templates

Box (examples: tissue box, gift box, mailing box, etc)

Construction paper, foam or felt sheets (green, black, purple, red, blue, yellow, white)

Craft sticks (1 for each color of construction paper)

Easter grass (optional)

Glue

Scissors

Sharp knife

Directions:

Copy and cut out templates.

Trace template tulip onto the color sheets except green and cut out tulips

Glue coordinating sayings onto colored sheets

Trace template leaves and stems onto green sheets

Glue tulips onto top of stems

Glue or tape craft sticks to the back of each flower

Cut to fit and glue green paper around box

Glue the green color and colors of faith sayings on front of box

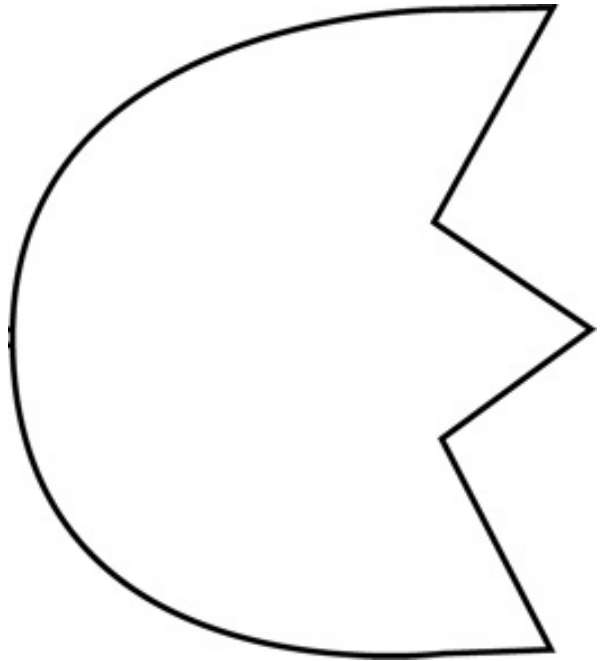

Cut 6 slits at the top of your box to fit craft stick flowers in slits

Push flowers into each slot and tape if needed to keep flowers from falling out of slots

Put glue all over top of box and around flowers, then spread Easter grass around top of box



**Templates for Colors of
Faith Lenten Lesson**



Yellow
represents God's perfect light

Blue
represents our baptism

Black
represents our sins

Purple
represents the crown of life

Red
represents the blood
Jesus shed for us

White
represents the cleansing
of our sins

Green represents the new life we have in Jesus

Colors of Faith

