

This Week's Lesson

Three in One

The Trinity

(For today's lesson you can use a hard boiled egg for demonstrating.)

Today is a special Sunday in the church. It is Trinity Sunday. We should always celebrate the Trinity, but today we emphasize the importance of it.

The Trinity can be very difficult to understand. Sometimes in church or the Bible we hear about the Father, the Son, and the Holy Spirit. Well the Trinity means that the three of them are all in one.

Using a hard boiled egg can help us to understand the Trinity better. The outside is the hard shell. When you peel it you have the white inside. When you cut it open you see the yellow yolk. Therefore the egg has three parts that make the whole egg.


That's how the Trinity works. God is the Father and Creator of everything, Jesus is the Son who came to earth to show us what God wants us to be, and the Holy Spirit speaks to us, to carry on God's work. They are all three in one.

Prayer

Dear God,

Thank you for your loving care and giving us what we need to fulfill your work. Even though we don't always understand everything, thank you for giving us faith strong enough to believe.



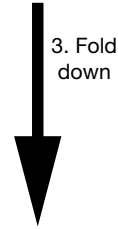
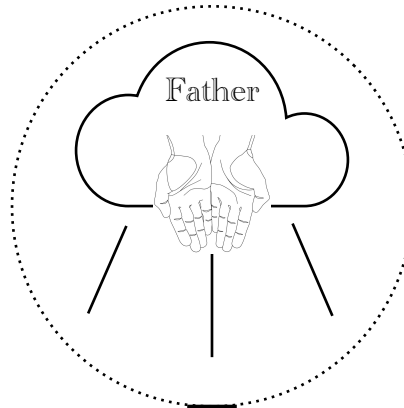
Amen



This Week's Lesson Craft

Three In One

The Trinity



The Trinity Booklet

Materials:

Copy of booklet and Celtic Cross
Cardstock, construction paper or plain paper-white
Scissors
Coloring materials (crayons, colored pencils, markers)
Glue

Directions:

Print booklet and cross onto paper of choice.

Color pictures.

Color background (optional)

Color cross (optional)

Cut booklet out on dotted lines, not solid lines (don't cut all the way through the circles so they stay connected).

Cut cross out on dotted lines.

Fold booklet so pictures are inside...fold Holy Spirit in first, then Jesus and last Father.

Glue cross on front of folded booklet.

